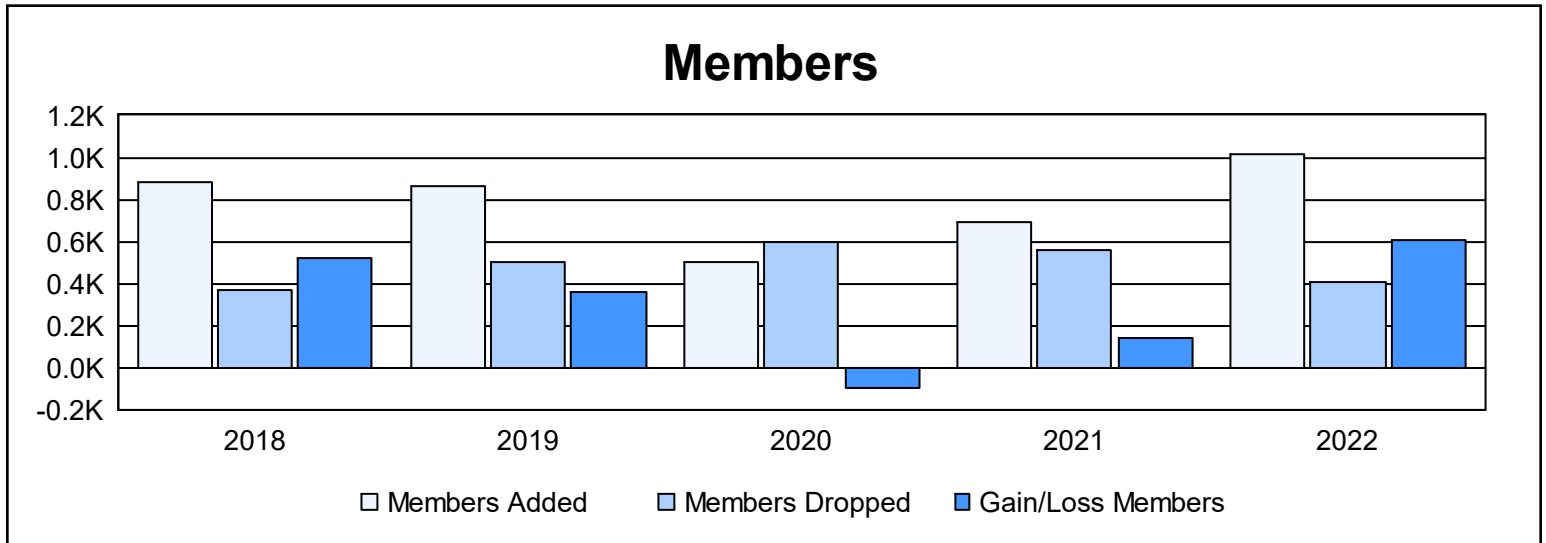
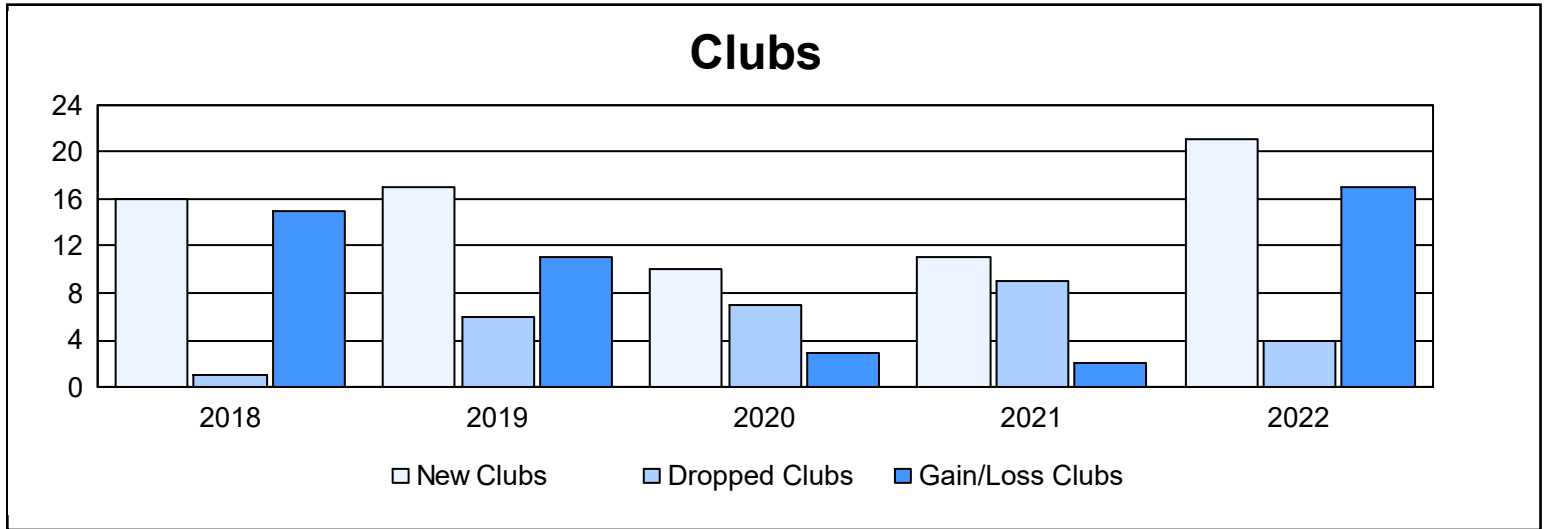
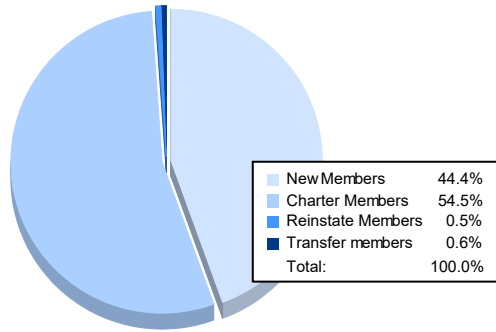


| Year | New Clubs | Dropped Clubs | Gain/ Loss Clubs | New Members | Charter Members | Reinstate Members | Transfer Members | Total Member Added | Total Members Dropped | Gain/ Loss Members |
|----------------|-----------|---------------|------------------|-------------|-----------------|-------------------|------------------|--------------------|-----------------------|--------------------|
| 2017-2018 | 16 | 1 | 15 | 417 | 439 | 25 | 5 | 886 | 370 | 516 |
| 2018-2019 | 17 | 6 | 11 | 301 | 528 | 28 | 4 | 861 | 499 | 362 |
| 2019-2020 | 10 | 7 | 3 | 194 | 270 | 29 | 7 | 500 | 599 | -99 |
| 2020-2021 | 11 | 9 | 2 | 363 | 318 | 9 | 4 | 694 | 555 | 139 |
| 2021-2022 | 21 | 4 | 17 | 449 | 551 | 5 | 6 | 1,011 | 404 | 607 |
| Average | 15 | 5 | 10 | 345 | 421 | 19 | 5 | 790 | 485 | 305 |



Membership Composition June 2022 Cumulative



Gender Composition June 2022 Cumulative

